



VIKING 38'  
CONVERTIBLE

**THE MEASURE OF A YACHT  
IS QUALITY, NOT SIZE.**

 **viking**  
yachts



# THE ONLY 38' LAYOUT TO OFFER THE LUXURY OF CHOICE.



THE SALON AND THE ONE-STEP-DOWN GALLEY ARRANGEMENT CREATES A LUXURIOUSLY SPACIOUS AREA FOR ENTERTAINING.



THE FULLY-EQUIPPED GALLEY IS CONVENIENTLY LOCATED ONE STEP DOWN.



THE DINETTE OPTION SERVES THE ENTIRE CREW AND DOUBLES AS AN EXTRA BED.



THE GUEST STATEROOM OPTION OFFERS YOUR GUESTS COMPLETE PRIVACY.



THE (DUALY ACCESSIBLE) HEAD WITH BUILT-IN VANITY AND A FULLY-ENCLOSED SHOWER.






A PRIVATE RETREAT WITH A FULL-SIZED DOUBLE BED AND LUXURIOUS AMENITIES.

During initial layup, as the hull is laminated, each cured layer is sanded to provide a flawless bed for the next layer of glass, without voids. No other production yacht builder takes this care—only Viking. For the highest strength-to-weight ratio, the laminate schedule specifies advanced materials including knitted fabrics, modified-epoxy resin, and, above the waterline, high-tech coring.



THE LARGEST BRIDGE IN ITS CLASS SEATS EIGHT AND CAN BE FITTED WITH AN OPTIONAL HARDTOP.

Viking's robust hull is backed up with structural integrity. Not satisfied with glass encapsulated bulkheads and longitudinals alone, Viking engineered an eggcrate-like grid of cant strip stiffeners where the bulkheads and stringers intersect. For rigidity, this yacht's deck and superstructure is all one piece from bow pulpit to cockpit liner. No seams, no creaks, no groans. The hull is further strengthened by Viking's unique





solid steel engine mounts. Twin turbo diesels are mounted on wide, flanged beams, secured to dedicated bulkheads. This rigid frame around the engines not only disperses engine loads evenly throughout the hull; it actually *strengthens* the hull. As a final touch, extensive sound deadening in the engine room walls and ceiling makes for a very quiet yacht.


**THE CLOSER YOU LOOK AT A VIKING, THE BETTER SHE GETS.**

In an about face from the competition, Viking makes the entire yacht in-house (excluding the appliances). This fanatical attention to construction quality makes it easy to understand why Vikings are renowned for reliability, low maintenance and high resale value.

The elegant salon boasts a complete entertainment center cradled in exquisite hand rubbed teak cabinetry. The large galley is down one step and includes a convection/microwave oven, instant hot water and a large refrigerator.

To port, plan A has a large U-shaped dinette, while plan B has a guest stateroom with bunks and a cedar-lined hanging locker. The bright head to port has two-way entry, with a private door to the forward master stateroom. This stateroom features a walk-around double bed including Viking's signature teak appointments, rich decor and cedar-lined stowage.

From bow pulpit to transom, the Viking 38' Convertible is proof positive that the measure of a yacht is quality, not size.



STANDARD IN THE 108 SQUARE FOOT COCKPIT ARE A MAMMOTH TRANSOM DOOR AND MOLDED-IN FISHING CENTER.

**THE TRUE BEAUTY OF THE 38'  
LIES BENEATH THE SURFACE.**





Several of Viking's competitors have begun building boats in the 38 foot range. What none of them have been able to do, however, is craft a 38-footer that evokes that elusive "large yacht" feel as well as the Viking 38' does. The reason is simple. Rather than rushing into the market with just any 38-footer, Viking chose a more studied approach.

The new yacht had to be a fast, elegant convertible that one could be unabashedly proud of owning. A challenge, to be sure, but not beyond the capabilities of a company that's been satisfying discriminating yachtsmen for over a quarter of a century.

**THE ONLY YACHT IN ITS CLASS WITH THE TRUE "LARGE YACHT" FEEL.**

Viking's in-house design team started by giving the 38' plenty of beam: six to ten inches more than comparable yachts. Their plan also called for maximum beam to be carried well forward. After all, the 38' had to provide the generous master stateroom that Viking owners have grown accustomed to.

The new 38' also had to offer two other spacious areas—the salon and the cockpit. The salon was made huge by a galley just one step down—handy but unobtrusive (and unavailable on competitors' boats). This yacht's layout also features an exclusive perk for buyers: a choice of two different arrangements below deck. No competitor gives you such choice. Only Viking.

Whichever floorplan you select, a yacht is only as good as the hull underneath. Here, the 38' delivers in spades with a technically advanced hull shape, combining a clean-tracking forefoot with a dry ride. Viking's aft-planing fairbody delivers efficient, high speed, while reverse-radiused chines enhance sea-tracking ability.

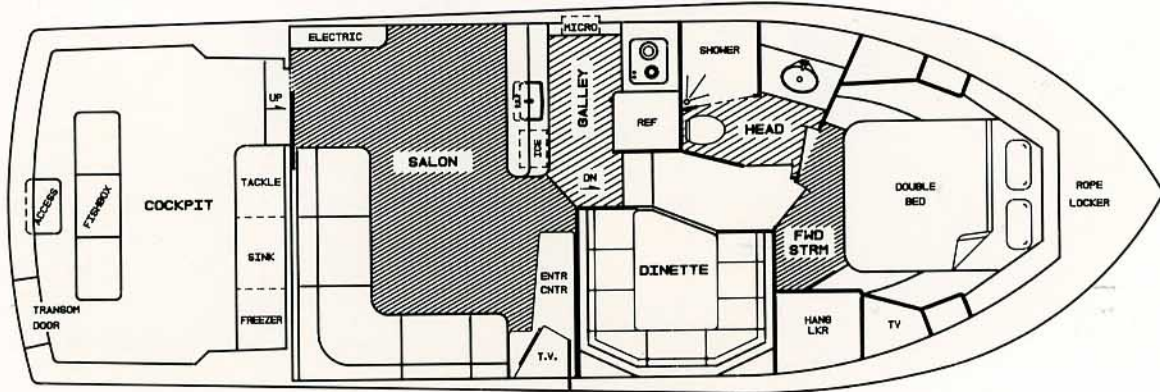
**"AT VIKING, EVERY MODEL  
IS OUR FLAGSHIP."**

*— Bill Healey*

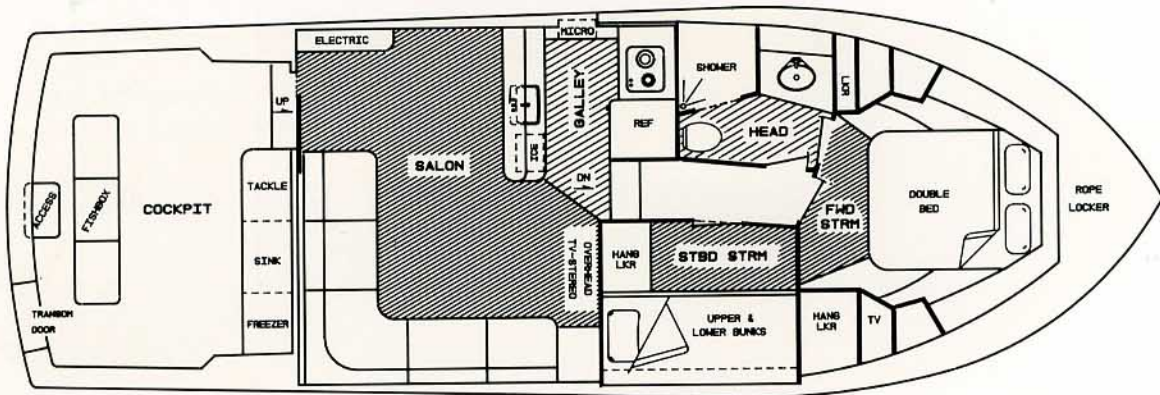




**VIKING 38' CONVERTIBLE**



DINETTE MODEL—PLAN A



TWO STATEROOM MODEL—PLAN B



**viking**  
yachts  
For those who know better.

Route 9 and The Garden State Parkway, New Gretna, NJ 08224, Tel: (609) 296-6000, Fax: (609) 296-3956

**Available now! VHS cassette. "The Viking Story: Convertibles." Mail your check today—\$20.**

The right is reserved to make changes, without notice, at any time, in equipment, materials, prices and specifications. Line drawings and photos may show some optional equipment.